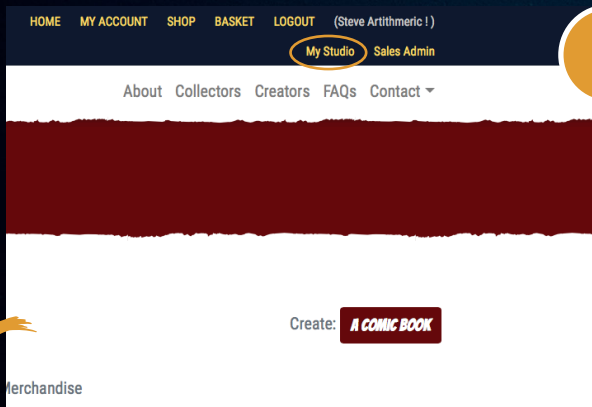


PUBLISHING **YOUR** COMIC BOOK IS EASIER THAN YOU THINK!



1

Once you are registered with Artithmeric as a creator you will have your own online studio space where you can build and edit your comics.

Go to 'My Studio' and click on Create a Comic Book.

2

On the 'Comic Book Detail' page add the title of your comic...

...a description of your comic (this will appear in your shop)...

...and choose from the drop-down menu the size of your comic pages

A screenshot of the 'COMIC BOOK DETAIL' page on the Artithmeric website. The page has a dark red header with the 'ARTITHMERIC' logo. Below the header, the title 'COMIC BOOK DETAIL' is displayed in bold. A note states: 'Fields marked * are required.' The form contains three main sections: 'Title *' with a text input field containing 'Buffalo Bill Amos Rides Again!'; 'Description' with a text area containing 'More western adventures set in Collier Rio and Essex County.'; and 'Size Format *' with a dropdown menu set to 'Classic (178 x 266 mm)'. Below the form, a note says: 'See the recommended pixel-size (at 300 dpi) below.' This is followed by a table showing recommended pixel sizes for different formats. At the bottom right, there are links for 'About' and 'Collectors'.

	Width	Height
Classic	2102 px	3141 px
Manga	1641 px	2326 px
Contemporary	1984 px	3070 px

3

COVER IMAGE

New Image File

Choose file

Browse

JPG or PNG only.

Branding Position *

Select

Page Count *

Select

Require more pages, want to order in bulk for a convention or want to do something with different specifications? [GET A QUOTATION](#)



On the same page upload a **JPG** or **PNG** file of the cover of your comic.

You will also need to position the **(discreet)** Artithmeric branding on your cover **(in one of the corners of the page)**.

You will then have to specify the page count **(including the front and back covers)** - this will determine the creator price of your comic.

(You also have the option here to request quotations for larger page counts - for a graphic novel, say - or for bigger print runs - if you need comics to take to a Comicon perhaps.)

4

Finally you need to tell us your retail price for your comic by setting the mark up on the creator price.

Also we need to know the age range appropriate for your comic from the drop-down menu...

...and the genre of your comic, again from the drop-down menu.

We then need you to confirm the work submitted is your own and then you can submit the file by clicking on the 'Submit' button.

PRICE

Markup *

£ 2.00

+ base price of £ 3.99 = £ 5.99

Suitable for Age Range

All Ages

Most descriptive genre

Adventure

Next most descriptive genre

Select

Standard Indemnity

I hereby confirm that the submitted content is my own work and that I own and retain the copyright to the submitted work. I give Artithmeric permission to publish, reproduce and market this on my behalf as per the Artithmeric Standard Terms and Conditions and hereby indemnify Artithmeric of any claims that may arise as a result.

Yes *



You can still edit your Comic Book after you have saved it.

SUBMIT

Edit

5



Now the fun starts!

Once the basic details are established your book is under construction in your own studio and you can begin to add pages and collate your comic.

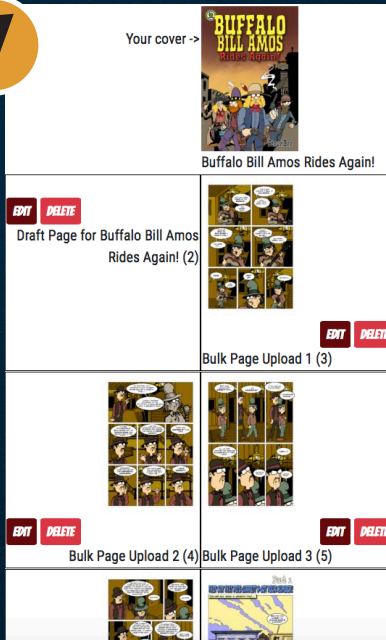
To start adding comic book pages click on 'Add Page'



6

You are now on the 'Comic Book Detail' page where you can add pages either one at a time or in batches. Simply choose the required files. **And don't worry - everything can be changed later if need be;** you get complete control of editing your comic in your own studio.

7



This is the best bit!

It's awesome in fact. You'll see your cover and uploaded pages laid out in the way they will appear in your printed comic. You don't have to worry about the file formats or the trimming and bleeding mark-ups for the printer - our software sorts all that out for you. All you have to do is ensure the pages are in the right order. You can edit pages here; **replace them with others; delete them; add in extra pages; do whatever you like in fact. It's your own comic-book studio!**

8


Once you are happy with your comic return to your studio by clicking the 'My Studio' link and when there you will see your comic in the 'My Drafts' section.

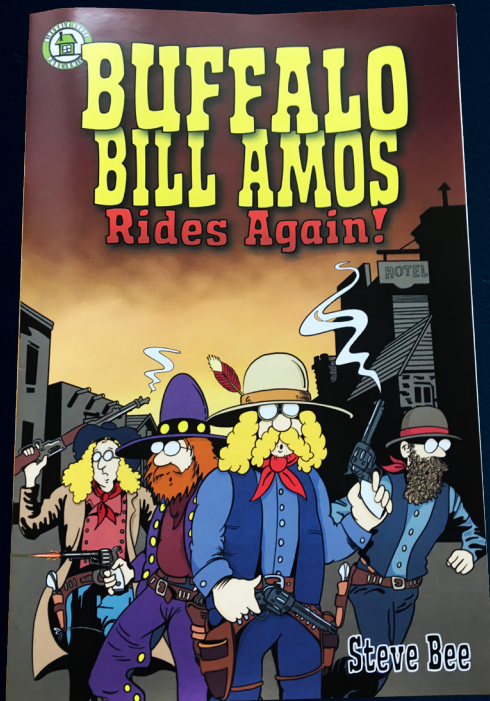
From here you can go back and re-edit things if you wish, but you may also request a proof copy of your comic from our printers by clicking on the 'Proof' button.

MY DRAFTS

Drafts are your work-in-progress.

1 Item(s).

	Buffalo Bill Amos Rides Again!	16/16 pp Comic Book (Classic, 178 x 266 mm.)	£ 5.99	2018-09- 19	EDIT ADD PAGE COLLATE PROOF PUBLISH DELETE
---	---------------------------------------	---	-----------	----------------	--



9

This is where the magic happens!

In a few days you'll get a beautiful proof copy of your comic arrive in the post!

The cost to you will be the postage cost plus the 'creator price' (not the retail price).

10

If you are happy with the proof copy of your comic you can go back to your studio (where you can work on as many different comics at the same time as you wish, by the way - perhaps all in different stages of production).

You will see your comic in the 'Proof' section.

From there you can revert things to the 'Draft'; stage again if you wish to change anything and maybe order another proof at the creator price or, if things are OK you can go ahead and publish your comic by clicking the 'Publish' button.

MY PROOFS

Proofs, or mockups, are not available in the public shop. You can order a printed copy of any of your proofs or published items at cost-price.

1 Item(s).

Item(s).







	Buffalo Bill Amos Rides Again!	16 pp Comic Book	...	£ 5.99 ORDER CREATOR'S PROOF (£ 3.99)	2018-09-19	MAKE DRAFT PUBLISH
---	--------------------------------	------------------	-----	---	------------	--

11

PUBLISHED ITEMS

These are the items that you have completed and listed as for sale in the Artithmeric shop.

8 Item(s).

	Buffalo Bill Amos Rides Again!	Comic Book	Product page	[Price Admin]	2018-09-19	TAKE OUT-OF-PRINT
	The Dragonfly Affair	Comic Book	Product page	[Price Admin]	2018-09-14	TAKE OUT-OF-PRINT
	North Studio Zen Manga	Comic Book	Product page	[Price Admin]	2018-09-14	TAKE OUT-OF-PRINT
	Captain Romford	Comic Book	Product page	[Price Admin]	2018-09-13	TAKE OUT-OF-PRINT
	Emma Leaven	Comic Book	Product page	[Price Admin]	2018-09-13	TAKE OUT-OF-PRINT
	The Freewheelin' PensionsGuru	Comic Book	Product page	[Price Admin]	2018-09-12	TAKE OUT-OF-PRINT

When you publish a comic you will get taken to your 'Published Items' screen where you will see the details of all your published comics that are available through the Artithmeric shop and from your own personal shop.

If at any stage you wish to take a comic out of print you can also do that on this page.

You are always in complete control of your comics.

Your comic is now for sale worldwide!

It is in the Artithmeric shop and also in your own personal shop. We supply you with your own individual URL as part of your Artithmeric subscription and you can link to it from your own website, social media or promotions. It is your own comic shop where people can buy your comics at the retail price you have set (in any currency - we handle the tricky detail stuff) and every month we pay you the difference between the retail price and the creator price.

12



**OUR JOB IS TO MAKE THINGS WORK.
IT LEAVES YOU FREE TO DO YOUR JOB -
WHICH IS TO CREATE GREAT COMICS.**