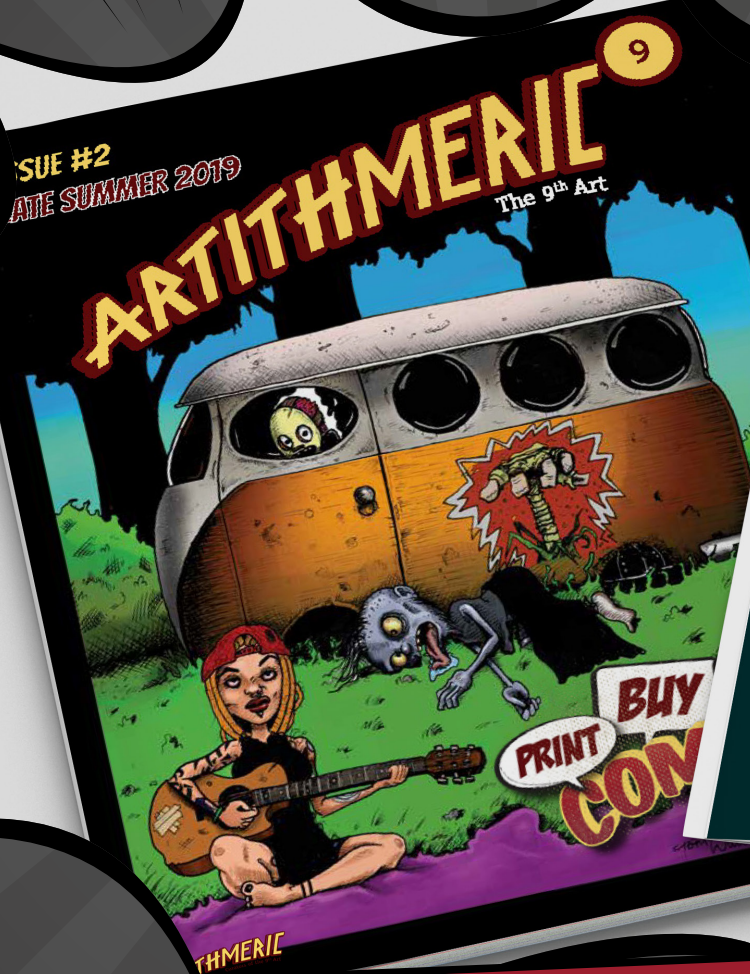


ARTITHMERIC
The 9th Art

**PUBLISHING YOUR WORK
IS EASIER THAN YOU THINK!**

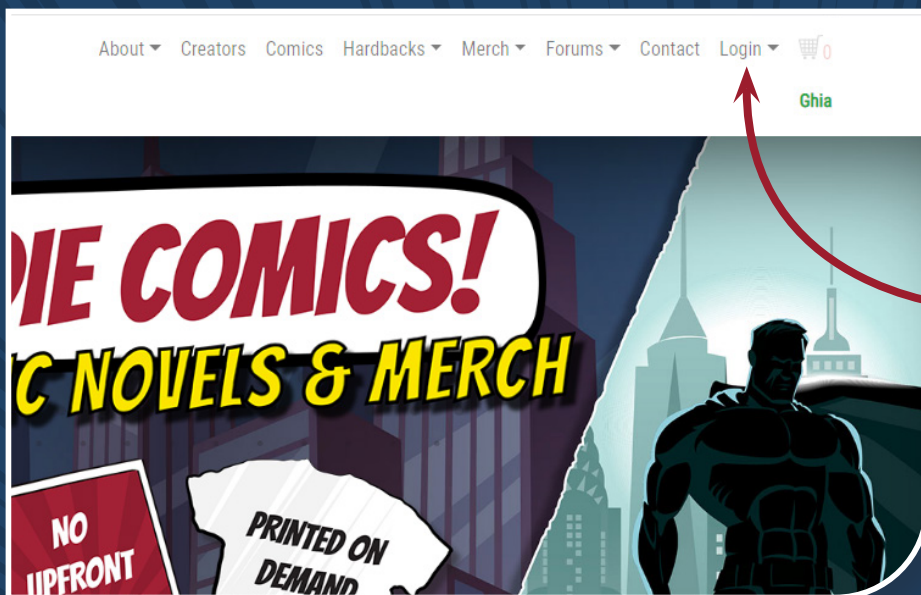


CONTENTS

ED'S LETTER
EDITORIAL
CON
POW
EDEN
SAMURAI

Ready to publish your first hardcover book but have no idea where to start?

Follow our simple How-To guide.

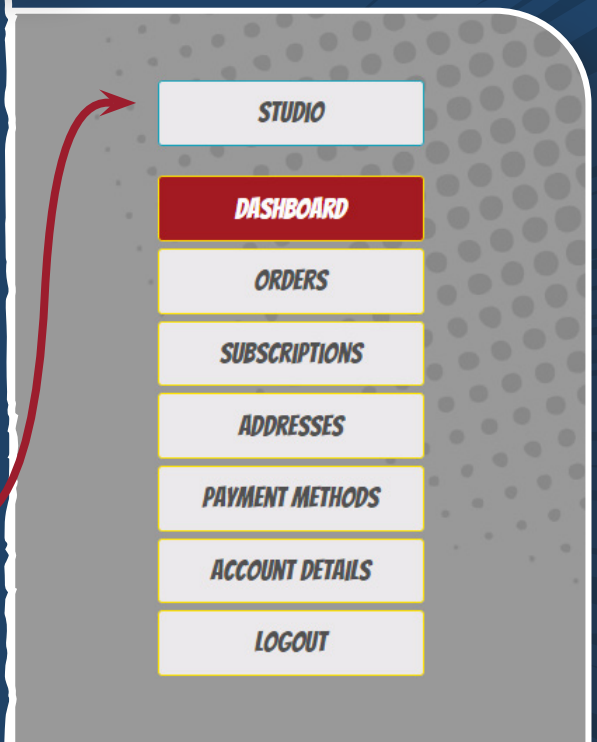


STEP 1

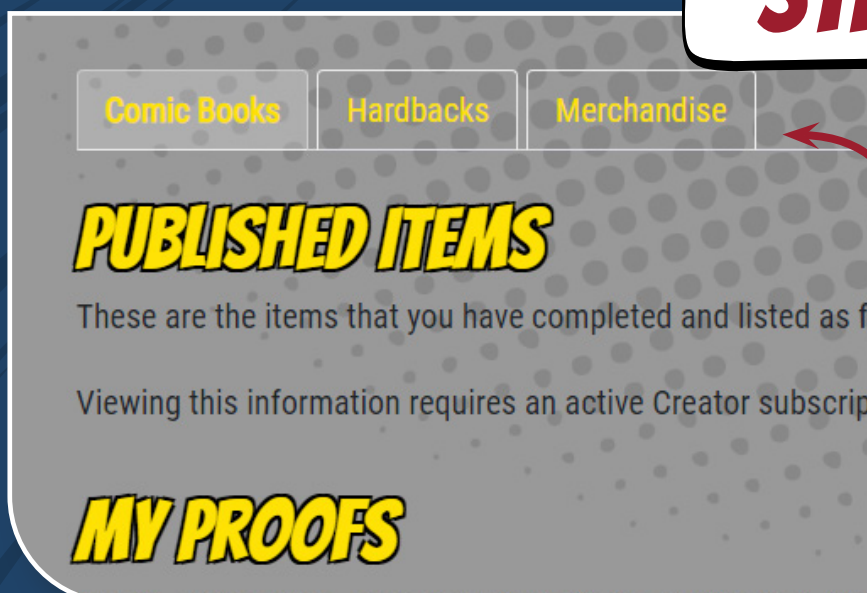
Head on over to the [Artithmeric website \(artithmeric.com\)](https://artithmeric.com) and log into your account.

STEP 2

Once you have successfully logged into your account, you will have access to your Dashboard and Studio. **Click on the Studio button** to take you into your studio.



STEP 3



When you are in your studio, you will be able to **upload your work**.

At the top of the page are buttons, click on the option that relates to what you would like to upload, in this case, Hardbacks.

STEP 4

Start filling in the book details. Please make sure that you have saved your Cover as a JPEG as well as your Backpage, as you will need to upload them in this step.

You will also get to choose where you would like to place the Artithmeric logo.

STEP 5

PRICE

UK Markup *

£ 21.75

+ base price of £ 15.25 = £ 37.00

US Markup *

\$ 45.32

+ base price of \$ 19.8 = \$ 65.12

Probably the most important step – here you get to **select the mark-up** for your hardcover book.

STEP 6

Finalise your listing. Select the Genre, Age Group, Language and Type of Book. Once done, you can hit Submit.

HARDBACK DETAIL ⓘ

Fields marked * are required.

Title *

Description

Page Format *

Select

Use page bleed *

Yes (Default)

COVER

Cover bleed *

Full (Recommended) 16 mm

Cover size

Format

Finished Cover
Width × Height

Cover wit

Custom

<= 223 × 303 mm

<= 301
(<= 255

Front Cover Image File

1.PNG

Browse ⓘ

Branding Position *

Top-Left

Back Cover Image File

2.PNG

Browse ⓘ

LISTING

Type *

Anthology ⓘ

Suitable for Age Range *

All

Most descriptive genre *

Anthology

Next most descriptive genre *

Anthology

Language *

English

GRAPHIC NOVEL SAVED



[EDIT THE GRAPHIC NOVEL DETAIL AND COVER](#) [ADD GALLERY PAGE](#) [UPLOAD PDF](#)

STEP 7

Now to add the contents of your book. **Click on the Add Gallery Pages button** to start adding a few snippets of your book – you can add up to 6 pages. Your Gallery pages will act as preview pages for people looking to buy your book and work best when uploaded as JPEG files.

You can either upload one page at a time or do a bulk upload using our **Batch Creator**.

COMIC PAGES BATCH UPLOAD

Select multiple image files (JPG or PNG) to add them to the comic book.

Images will be scaled to fit the size you specified for this book at a maximum resolution of 300dpi. (Around 150 dpi is usually sufficient)

Browse

File Access:

Files Loaded:

STEP 8

Select the pages that you would like to add and **click on Upload** you can upload up to 8 pages. Once they have been uploaded, **click on Submit** to add them to the preview.

COMIC PAGES BATCH UPLOAD

Select multiple image files (JPG or PNG) to add them to the comic book.

Images will be scaled to fit the size you specified for this book at a maximum resolution of 300dpi. (Around 150 dpi is usually sufficient)

3.PNG3.PNG 4.PNG 5.PNG 6.PNG 7.PNG 8.PNG

Browse

6 Files (1.09 MB) selected.

File Access:

Files Loaded:

Now Uploading... Now hit submit to process and save the pages in your comic. Please be patient.

SUBMIT

STEP 9

Once the Gallery pages have been added, you will be redirected to your store. Here you will see the book listed as a **Draft**.

MY DRAFTS

Drafts are your work-in-progress.

1 Item(s).

Moving items from drafts to proofs/published may take a little while as the server works at generating the best possible quality products from your artwork. Please be patient.

	TEST	1/16 pages up - 12 x 18 Graphic Novel (Custom, 210 x 297 mm.)	£37.00 including your £21.75	2020-04-15	EDIT ADD GALLERY PAGE ADD BATCH OF GALLERY PAGES UPLOAD PDF COLLATE PROOF PUBLISH DELETE
			\$65.12 including your \$45.32		

STEP 10

Click on the **Upload PDF** option to upload the PDF version of your book.

Select the file that you would like to upload and then click on Upload. Once uploaded, **click on Submit**.

PDF UPLOAD DIRECT

For Test



1484_Artithmeric_SocialMedia_FB_Lockdown_1-10.pdf Browse

Uploading...(46.59%)

SUBMIT

ADD GALLERY PAGE or **RETURN TO STUDIO**

MY DRAFTS

Drafts are your work-in-progress.

1 Item(s).

Moving items from drafts to proofs/published may take a little while as the server works at generating the best possible quality products from your artwork. Please be patient.

	TEST	6/6 preview pp., 72 pg Graphic Novel (Custom, 210 × 297 mm.)	£ 37. ⁰⁰ including your £ 21. ⁷⁵ \$ 65. ¹² including your \$ 45. ³²	2020- 04-15	EDIT ADD GALLERY PAGE ADD BATCH OF GALLERY PAGES REPLACE PDF COLLATE THE PDF PROOF PUBLISH DELETE
--	-------------	---	--	----------------	---

STEP 11

Now that you're back in your studio, scroll down to drafts one last time. Here you will be able to **Preview your book, order a Proof or Publish** your book for sale. Select your option – in this case, we are going to hit Publish. You can edit and remove your uploads whenever you would like to.

It's important to note that as with our other products, your book will not appear in the public shop or be available to order as Creator's Proof until we've had a chance to look at the PDF. Please allow around 24 hours for this. If you experience any issues, send an email to info@artithmeric.com and we will assist you.



STEP 12

Use your **Artithmeric Marketing Pack** to share your artistic genius with the world.